

Product data sheet

Specifications



three phase relay, Harmony Solid State Relays, 50A, panel mount, zero voltage switching, thermal pad, input 18 to 36V AC, output 42 to 660V AC

SSP3A250B7T

Product availability: Non-Stock - Not normally stocked in distribution facility

Main

Range of Product	Harmony Solid State Relays
Provided accessory	Thermal pad
Product or Component Type	Panel mount relay
Device short name	SSP
Mounting Support	Panel
Number of phases	3 phase
Line Rated Current	50 A
Solid state output type	Zero voltage switching
Output switching mode	Zero voltage switching

Complementary

test button	Without test button
[Uc] control circuit voltage	18...36 V AC 50/60 Hz
Minimum switching voltage	18 V AC turn-on
Maximum switching voltage	2 V AC turn-off
Response time	20 ms (turn-on) 30 ms (turn-off)
Input current	15...20 mA
Output voltage	42...660 V AC
Load current	0.4...50 A
Transient overvoltage	1200 V
Surge current	715 A 20 ms 750 A 16.6 ms
Maximum I ² t for fusing	2520 A ² .s for 10 ms at 50 Hz 2320 A ² .s for 8.3 ms at 60 Hz
Co-ordination type	TVS
Maximum leakage current	3 mA off-state
Maximum voltage drop	<1.6 V on-state
DV/dt	500 V/μs off-state at maximum voltage
Power factor	0.5 (with maximum load)

Price is "List Price" and may be subject to a trade discount – check with your local distributor or retailer for actual price.

Motor controller rating	1.5 hp 104 °F (40 °C) 120 V AC 3 hp 104 °F (40 °C) 240 V AC 7.5 hp 104 °F (40 °C) 480 V AC 10 hp 104 °F (40 °C) 600 V AC
Motor power kW	1.1 kW 104 °F (40 °C) 120 V AC 2.2 kW 104 °F (40 °C) 240 V AC 5.5 kW 104 °F (40 °C) 480 V AC 7.5 kW 104 °F (40 °C) 600 V AC
Insulation resistance	>= 1000 MOhm at 500 V DC
Maximum capacitance	8 pF for input/output
Dielectric strength	4 kV AC for input/output 4 kV AC for input or output to case
[Uimp] rated impulse withstand voltage	0.8 kV for input to case 6 kV for input/output circuit 6 kV for input/output to case
Tightening torque	1.2 N.m for input 2.5 N.m for output
Connections - terminals	Screw terminals 1 x 0.2...1 x 2.5 mm ² , AWG 24...AWG 14) input Screw terminals 1 x 1.5...1 x 10 mm ² , AWG 16...AWG 8) output
Thermal resistance	0.15 °C/W
LED indicator	LED, green input
IP degree of protection	IP20
Electromagnetic compatibility	Electrostatic discharge 4 kV criteria B contact discharge conforming to IEC 61000-4-2 Electrostatic discharge 8 kV criteria B air discharge conforming to IEC 61000-4-2 Conducted RF disturbances 10 V, 0.15...80 MHz criteria A conforming to IEC 61000-4-6 Radiated radio-frequency electromagnetic field immunity test 10 V/m, 80 MHz...1 GHz criteria A conforming to IEC 61000-4-3 Surge immunity test 1 kV criteria B output ports line to line conforming to IEC 61000-4-5 Surge immunity test 2 kV criteria B output ports line to earth conforming to IEC 61000-4-5 Surge immunity test 1 kV criteria B input ports line to earth conforming to IEC 61000-4-5 Electrical fast transient/burst immunity test 2 kV, 5kHz criteria B output ports conforming to IEC 61000-4-4 Immunity to voltage dips 0 %/20 ms criteria B conforming to IEC 61000-4-11 Immunity to voltage dips 40 %/200 ms criteria C conforming to IEC 61000-4-11 Immunity to voltage dips 70 %/500 ms criteria C conforming to IEC 61000-4-11 Immunity to short interruption 0 %/5 s criteria C conforming to IEC 61000-4-11 Electrical fast transient/burst immunity test 1 kV, 5kHz criteria B input ports conforming to IEC 61000-4-4 Radiated radio-frequency electromagnetic field immunity test 3 V/m, 1.4...6 GHz criteria A conforming to IEC 61000-4-3 Radiated emission 30...1000 Mhz environment A conforming to IEC 60947-1 Conducted emission 0.15...30 Mhz environment A conforming to IEC 60947-1
Net Weight	0.82 lb(US) (0.37 kg)
Width	4.09 in (104 mm)
Height	2.9 in (74.6 mm)
Depth	1.6 in (41 mm)
Device presentation	Complete product

Environment

Flame retardance	V0 conforming to UL 94
Ambient Air Temperature for Operation	-40...176 °F (-40...80 °C)
Ambient Air Temperature for Storage	-40...257 °F (-40...125 °C)
Pollution degree	2

Overvoltage category	III
Product Certifications	CE CSA EAC UL UKCA
marking	CE
Standards	IEC/EN 62314 IEC/EN 60947-4-2 IEC/EN 60947-4-3 UL 60947-4-2 C22.2 No. 14

Ordering and shipping details

Category	US10CP222375
Discount Schedule	0CP2
GTIN	3606480580031
Returnability	No
Country of origin	US

Packing Units

Unit Type of Package 1	PCE
Number of Units in Package 1	1
Package 1 Height	1.81 in (4.6 cm)
Package 1 Width	3.15 in (8.0 cm)
Package 1 Length	4.53 in (11.5 cm)
Package 1 Weight	13.0 oz (368 g)
Unit Type of Package 2	S02
Number of Units in Package 2	24
Package 2 Height	5.91 in (15 cm)
Package 2 Width	11.81 in (30 cm)
Package 2 Length	15.75 in (40 cm)
Package 2 Weight	20.260 lb(US) (9.190 kg)

Sustainability

Green Premium™ label is Schneider Electric's commitment to delivering products with best-in-class environmental performance. Green Premium promises compliance with the latest regulations, transparency on environmental impacts, as well as circular and low-CO₂ products.

Guide to assessing product sustainability is a white paper that clarifies global eco-label standards and how to interpret environmental declarations.


[Learn more about Green Premium >](#)


[How we assess product sustainability >](#)

Resource performance

 Take-Back No

Well-being performance

 Lead Free

 Rohs Exemption Information Yes

Reach Regulation [REACH Declaration](#)

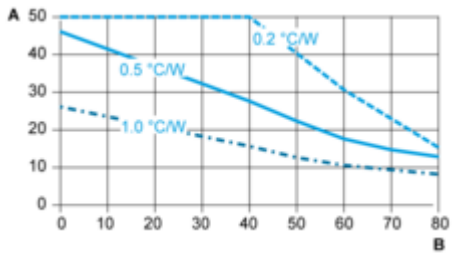
Eu Rohs Directive Pro-active compliance (Product out of EU RoHS legal scope)

China Rohs Regulation [China RoHS declaration](#)

California Proposition 65 WARNING: This product can expose you to chemicals including: Lead and lead compounds, which is known to the State of California to cause cancer and birth defects or other reproductive harm. For more information go to www.P65Warnings.ca.gov

Performance Curves

Derating Curves

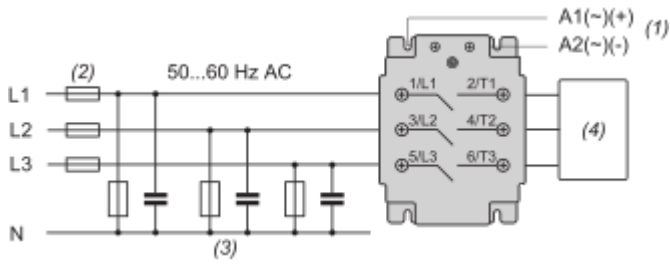


A : Load Current (Amperes)

B : Ambient Temperature (°C)

Connections and Schema

Wiring



- (1) Setting control voltage in between turn on and turn off voltage may cause malfunction or damage the SSR.
- (2) Recommended fuses.
- (3) Recommended to install filters if Conductive Emission (CE) Class A is required.
- (4) Load.

Technical Illustration

Dimensions

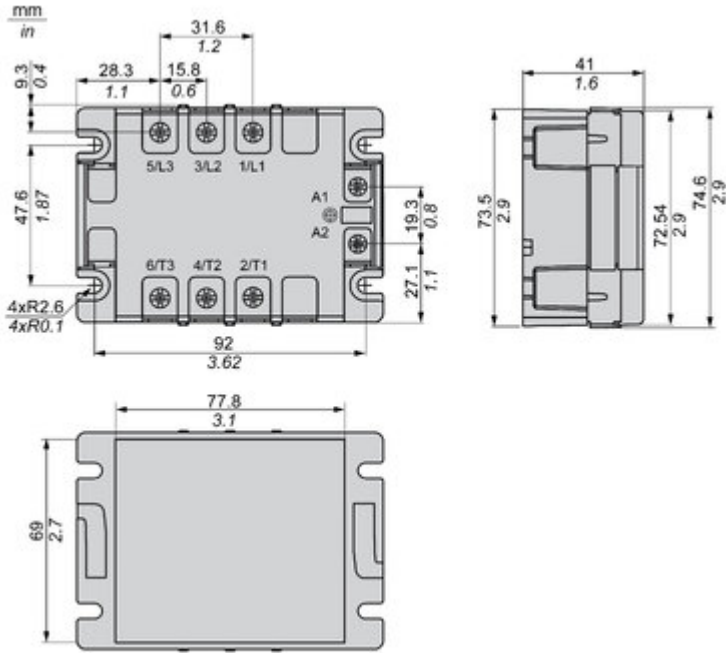


Image of product / Alternate images

Alternative







